

WaterFilters
AUSTRALIA

**ECO
INLINE
TRAVELLER**



**ECO INLINE TRAVELLER
FILTER SYSTEM**

OWNER'S MANUAL

**MODEL:
K-C-ECOINLINE**

Owners Manual

INSTALLATION INSTRUCTIONS

IMPORTANT NOTES

- This system is only to be used when connecting to municipal water supplies. Water quality and usage will dictate filter life.

NOTES

- 1) This installation must comply with all applicable state and local regulations.
- 2) Do not use with water that is microbiologically unsafe or of an unknown quality without disinfection before or after the system.
- 3) When storing filtered water in a refrigerator please ensure the container has an air tight seal / lid.

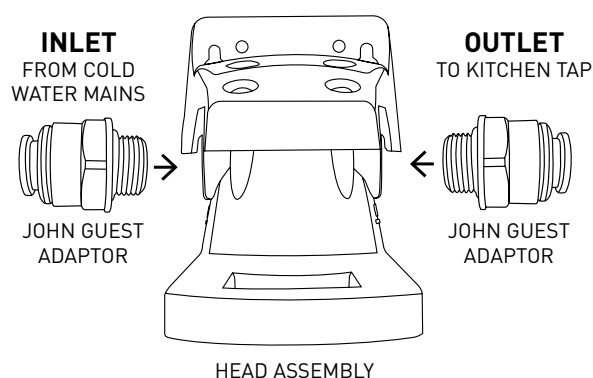
1. Open Carton and Inspect Parts. Installation

Parts included – refer installation diagram

- 1 Filter Head assembly with Mounting Bracket
- 2 Filter Cartridge
- 3 John Guest adaptors 3/8" male to 12mm tube (x2)
- 4 Filter Monitor Alarm
- 5 Plumbing Tape
- 6 Mounting screws

2. Assemble the filter head assembly

Take the two John Guest adaptors 3/8" male by 12mm tube - using plumbing tape, screw the adaptors into the inlet and outlet of the head assembly as shown below.



3. Find the correct location for the ECO inline filter system

As shown in the installation diagram, this filter system is installed either vertically or horizontally into the main cold water line. Locate the 12mm tube that delivers the cold water to your kitchen tap. Position the filter system along side the 12mm cold water tubing to allow easy connection.

4. Connect to Water Supply

Please ensure water supply to van is turned off.

- Under the sink, locate the 12mm tubing that supplies the cold water to the kitchen tap. This will be found under the sink.

Using a tube cutter or stanley knife:-

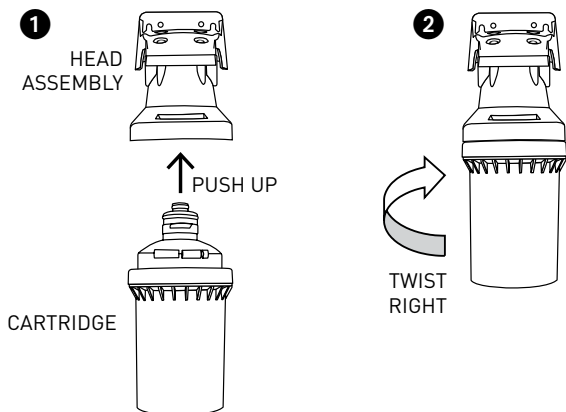
- Cut the 12mm tubing in a position that will allow easy connection of the head assembly.

5. Install the Filter Head Assembly

- Using the two mounting screws, affix the head assembly in the desired location.
- Take the cut tube (incoming water side) and connect to the John Guest adaptor on the inlet side of the head assembly (left side, when looking at the front of the head assembly).
- Take the cut tube (outgoing water side) and connect to the John Guest adaptor on the outlet side of the head assembly (right side, when looking at the front of the head assembly).
- When inserting the 12mm tube into the inlet and outlet JG adaptors, push tube in firmly and pull back to ensure tight fit and seal

6. Install the Filter cartridge

Locate and align notches in head assembly with cartridge and push up



7. Activate System

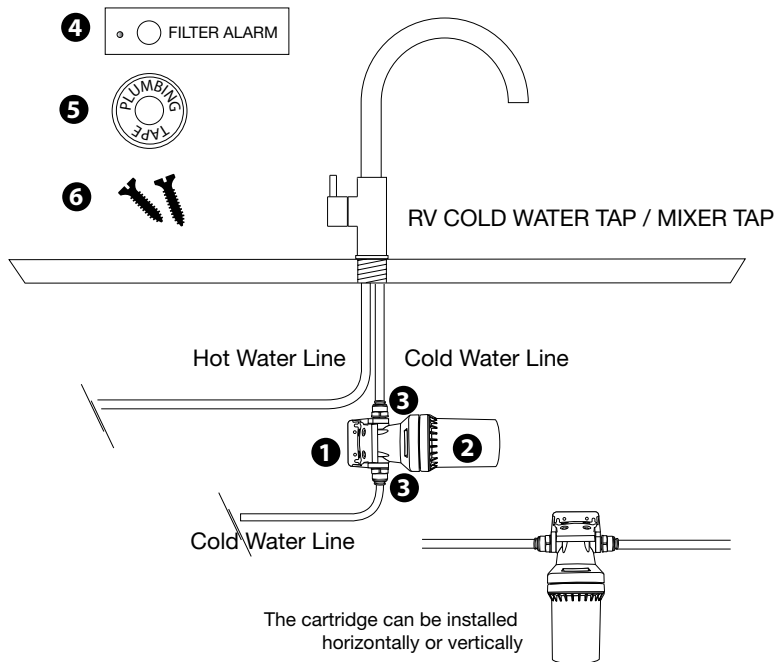
- Turn on water supply.
- Turn filter tap on.
- Let water run for 1-2 minutes to purge air from system.

8. Check System for Leaks

9. Note: Plumbing Tape

When using plumbing tape to create a seal, it is recommended that the tape be wrapped at least 8–10 times around the threaded connection.

INSTALLATION DIAGRAM



- | | |
|---|-------------------|
| 1 Filter Head assembly with Mounting Bracket | 5 Plumbing Tape |
| 2 Filter Cartridge | 6 Mounting screws |
| 3 John Guest adaptors 3/8" male to 12mm tube (x2) | |
| 4 Filter Monitor Alarm | |

PRODUCT SPECIFICATION

- Usage: For mains cold water only.
- Temperature Range: 2-38°C
- Min.-Max. Working Pressure: 10-175 psi (0.7-12 bar)
- Service Flow Rate: 0 to 6 Litres per minute*
- Service life - 12 months*
- Removes/reduces Chlorine, dirt, sediment, bad taste and odours.
- Filter Change: Annually or sooner if flow rate becomes inconveniently slow.
- This filter does not remove fluoride.
- This filter includes KDF media for protection against bacterial growth

* Subject to water quality, water pressure and usage

WARRANTY

Product Specifications: *The unit must only be used for a potable water source and with cold water (with a temperature range between 2 and 38o C).*

Water Filters Australia Pty Ltd (WFA) warrants to you, the first person who has purchased and used the unit ("you") that this unit is free from defects due to faulty material and workmanship in accordance with the conditions set out in this document. This warranty is provided to you in addition to your rights at law, including but not limited to your rights under the Trade Practices Act 1074 (Cth) and applicable legislation in your Australian State or Territory.

What this warranty covers:

This warranty covers defects due to faulty material and workmanship of the unit supplied to you:

- For a period of 5 years from the date of purchase in respect of the entire unit, excluding the Replaceable Elements. The Replaceable Elements are consumable components and all parts of the unit which can be

replaced including but not limited to the filter or water treatment cartridge if there is a defect in the filter or cartridge. This does not include the replacement of the filter or cartridge to extend the life of the filter or cartridge. The life of the filter cartridge is affected by water quality, usage and water pressure. The warranty only extends to the original purchaser of the unit.

What this warranty does not cover:

This warranty does not cover the unit or a Replaceable Element of the unit where:

- The defect, fault or failure is attributable, or substantially attributable to misuse, abuse, accident, misapplication, neglect, freezing, oxidizing agents (including but not limited to chlorine, ozone, chloramines and other related components) or act of God.
- The unit has been in conditions which do not conform to the recommended design guidelines or has been operated in a manner which is contrary to Water Filters Australia's printed instructions.

- The unit has not been installed in accordance with Water Filters Australia's printed instructions and has not been installed in compliance with all applicable laws, regulations and industry standards.
- The unit has not been used in accordance with the manufacturer's instructions.
- The unit does not meet the conditions for use described in the owners manual or performance data sheet for this unit.
- You use accessories or components which do not meet Water Filters Australia's specifications as set out in the Owners Manual.
- The defect, fault or failure is due to normal wear and tear.
- The defect, fault or failure has occurred where the unit has been used reasonably or has reached its serviceable life.
- The serial or model number label of the unit is removed or defaced.
- The unit is serviced, modified, altered or repaired by an unauthorized or unqualified person.

How to make a claim under this warranty:

To make a claim under this warranty you must contact Water Filters Australia within 21 days of the defect, fault or failure occurring. Water Filters Australia's warranty Contact number is 1300 785 355. At the time of repair or replacement under your warranty claim you must provide to Water Filters Australia:

- Proof that you purchased the unit from an authorized retailer or dealer within the warranty time; and
- A copy of a certificate which certifies that the unit was installed in compliance with our printed installation instructions and all applicable laws, regulations and industry standards. Water Filters Australia will only pay for repair or replacement upon receipt of proof of your purchase showing the date of purchase.

Limitation of Liability of Water Filters Australia under this warranty: Where a warranty exists or is implied by law, Water Filters Australia liability is limited (to the extent that it can be limited) to repair or replacement of the faulty Replaceable Element or the unit or an equivalent unit. Water Filters Australia may, in its discretion, choose whether it shall repair or replace any unit or Replaceable Element or Water Filters Australia may choose to pay to you the cost of replacing the Replaceable Element or the unit or the cost of having the unit repaired. To the extent permitted by law, Water Filters Australia assumes no liability whatsoever and disclaims all liability for direct, indirect or consequential loss, or special, general or other damage or expense caused by or arising out of:

- Any failure to install or use the unit in accordance with the Manufacturer's Instructions, the Installation and Operating Manual or Water Filters Australia's printed instructions; or
- The purpose for which you are purchasing the unit.

You acknowledge that the quality of water supplied and your water usage rate and influent water pressure may vary seasonally or over a period of time.

In addition to this water characteristics can differ if the unit is relocated or the environment changes.

You acknowledge that Water Filters Australia does not know your requirements and cannot and does not warrant that the unit is fit for the purpose for which you intend to use the unit or is appropriate for the purpose for which you intend to use the unit. Water Filters Australia does not authorize others to assume any obligation on its behalf even if you inform them of the purpose for which you intend to use this unit.

WARNING Water Filters Australia does not recommend making alterations to your existing plumbing to accommodate this filter system. If you wish to modify existing plumbing you must comply with AS 3500 and use a licensed plumber. Where internal water pressure exceeds 1200 kPa a Watermark approved Pressure Limiting Valve must be installed prior to the filter system.

WARNING The contaminants or other substances removed or reduced by this water treatment system are not necessarily in your water supply. Do not use with water that is microbiologically unsafe or of an unknown quality without disinfection before or after the system.

IMPORTANT This filter is designed to be used with mains/city water supplies.

CAUTION Safely isolate the water supply prior to installing the filter system to avoid injury and property damage.

Our goods come with guarantees that cannot be excluded under the Australian Consumer Law. You are entitled to a replacement or refund for a major failure and for compensation for any other reasonably foreseeable loss or damage. You are also entitled to have all the goods repaired or replaced if the goods fail to be of acceptable quality and the failure does not amount to a major failure.

Refer to wfa.com.au for warranty details.

Performance Data

Important Notice:

Read this performance data sheet and compare the capabilities of this unit with your actual water treatment needs.

FEATURES

Filters water through any bathroom cold water tap

Provides quality filtered water without compromising on flow rate

Easy installation and space saving design

Compatible with any bench top including solid surface

Suitable for vertical or horizontal installation to maximise cupboard space

Finely filters and polishes mains water to a premium quality for:

- Drinking
- Cooking
- Tea and coffee
- Washing fruits and vegetables

The latest carbon block filtration technology absorbs:

- Chlorine
- Bad tastes
- Odours
- Dirt
- Rust

Maintains healthy minerals and salts as well as fluoride.

Includes KDF filter media to protect against bacterial growth.

Simple, easy to change cartridge replacements.

Substance Requirements	Influent Challenge Concentration	Max. Permissible Product Water Concentration	Reduction Requirements	Minimum Reduction	Average
Standard 42	Aesthetic Effects				
Chlorine	2.0mg/L±10%	5ppm	≥50%	-	97%

*Tested using flow rate=0.5gpm; pressure=60psig; pH=7.5 ± 0.5; temp=20°C ± 2.5°C

HEALTH CLAIM PERFORMANCE CLASSIFIED BY NSF.

This system has been tested according to NSF/ANSI 42 for the reduction of the substances listed below.

The concentration of the indicated substances in water entering the system was reduced to a concentration less than or equal to the permissible limit for water leaving the system, as specified in NSF/ANSI 42.

OPERATING SPECIFICATIONS:

- Service life: 12 months*
- Pressure Requirement: 10-175 psi (0.7 - 12 bar).
- Temperature: 2-38° C
- Flow Rate: 0-6 litres per minute.

GENERAL INSTALLATION / OPERATION / MAINTENANCE REQUIREMENTS:

- Space required: 335mm x 225mm (allows space for cartridge replacement)
- Install vertically or horizontally with stabilizing support bracket. However for ease of replacing cartridge, horizontal installation on right or left hand side of undersink kitchen cabinet is preferable.
- Flush new cartridge at full flow for 2-3 minutes until air is purged.
- Replace cartridges when capacity is reached, or when flow becomes too slow, but at least annually.

SPECIAL NOTICES:

- Installation instructions, parts and service availability, and standard warranty are included with the product when shipped.
- This drinking water system must be maintained according to manufacturer's instructions, including replacement of filter cartridges.
- Do not use with water that is microbiologically unsafe, or of unknown quality without adequate disinfection before or after the system.
- The contaminants or other substances removed or reduced by the water treatment system are not necessarily in your water.
- Check for compliance with state and local laws and regulations.

** Cartridge life and capacity will vary according to water pressure, water quality and usage.*

CARTRIDGE RE ORDER CODE: C-C-ECOINLINE

Check for compliance with state and local laws and regulations. Product performance is dependent upon incoming water conditions. This drinking water system must be maintained according to the manufacturer's instructions, including replacement of cartridge.



AS3497
Lic.WMKA22045
IAPMO R&T OCEANA

This appliance meets the domestic water treatment appliance Standards AS/NZS3497 for the following water treatment processes:

CLASS	TREATMENT TYPE	FUNCTION	PASS
I.	Microbiological Status Bacteriostatic	Will stop bacteria increasing but will not stop them unless IIa is passed.	N/A
II. II (a)	Microbiological Treatment Bacteria Removal	Will remove or inactivate bacteria.	N/A
II (b)	Virus Removal	Will remove or inactivate virus.	N/A
III (c)	Protozoa Removal	Will remove or inactivate Cryptosporidium and Giardia. Will not remove or inactivate bacteria and virus unless II(a) and II(b) is passed.	N/A
III.	Turbidity and Particulate Reduction	Reduces Cloudiness	✓
IV.	Taste and Odour Reduction	Reduces Tastes and Odours	✓
V.	Chemical Treatment	Decreases carbon chemicals and Chlorine	✓

System tested and Classified against NSF/ANSI Standards 42 for the reduction of:
Std. No 42 -
Aesthetic Effects
Chemical Reduction
Chlorine
Taste & Odour
Mechanical Filtration
Nominal Particulate



WARNING: FOR CORRECT OPERATION OF THIS APPLIANCE IT IS ESSENTIAL TO OBSERVE THE MANUFACTURER'S INSTRUCTIONS.

NB. This filter includes KDF media for protection against bacterial growth.



MADE IN USA



ASSEMBLED IN AUSTRALIA

WaterFilters
AUSTRALIA

Water Filters Australia Pty Limited ABN: 78 089 574 489

PO Box 636 Freshwater NSW 2096

Phone: 61 2 9905 6211 Fax: 61 2 9905 6255

Email: info@wfa.com.au

Web: www.wfa.com.au

For all enquiries call the National Customer Service Centre on: **1300 785 355**

PR-OMINLINE